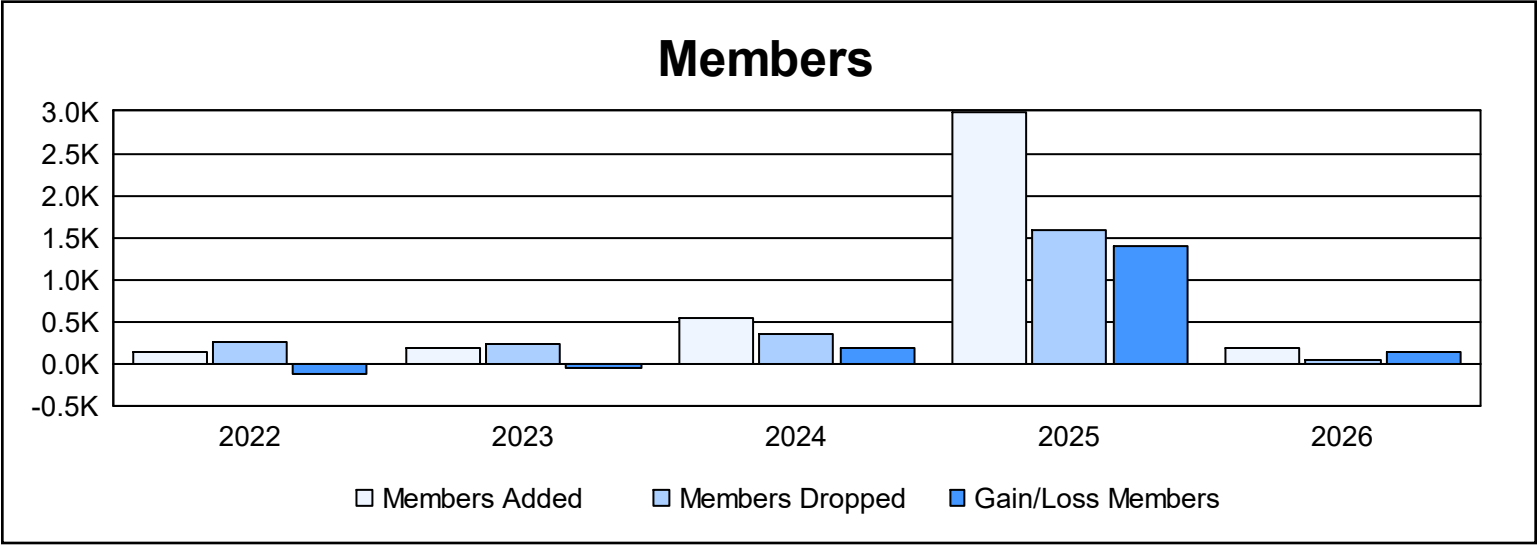
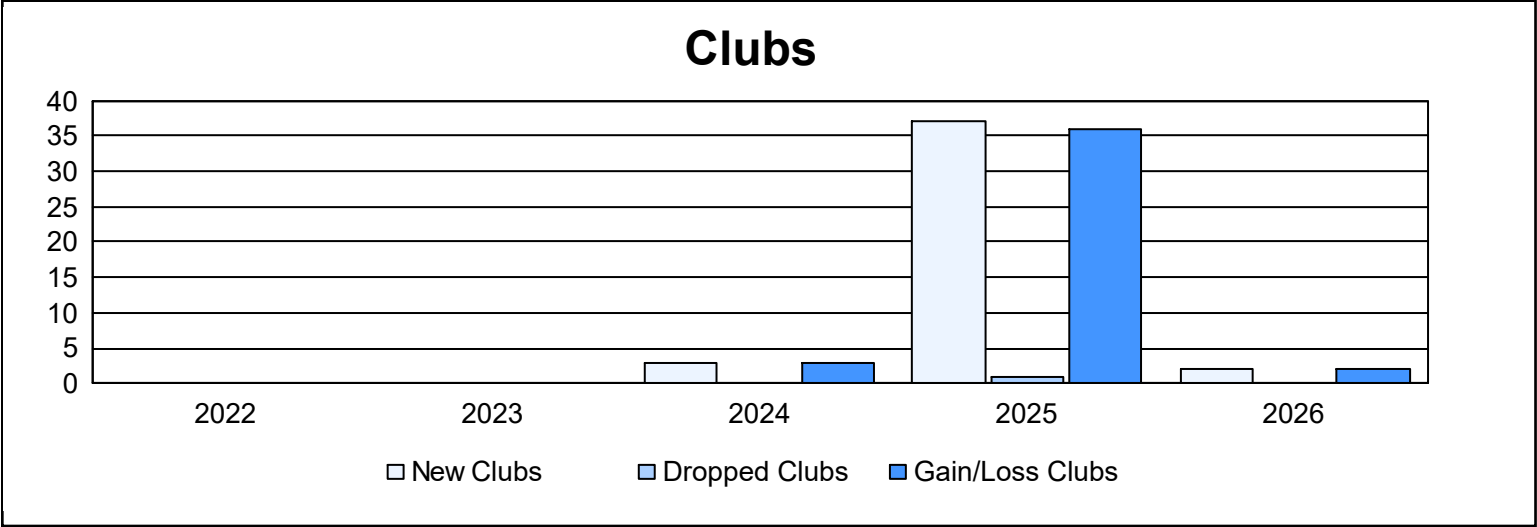
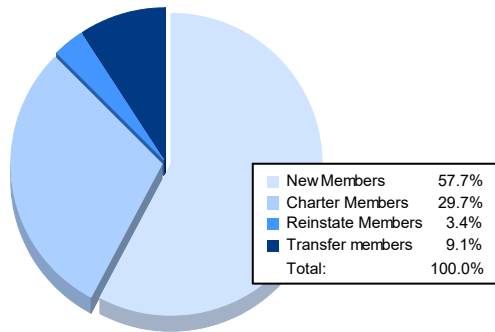


| Year      | New Clubs | Dropped Clubs | Gain/ Loss Clubs | New Members | Charter Members | Reinstate Members | Transfer Members | Total Member Added | Total Members Dropped | Gain/ Loss Members |
|-----------|-----------|---------------|------------------|-------------|-----------------|-------------------|------------------|--------------------|-----------------------|--------------------|
| 2021-2022 | 0         | 0             | 0                | 111         | 0               | 19                | 6                | 136                | 266                   | -130               |
| 2022-2023 | 0         | 0             | 0                | 159         | 4               | 19                | 7                | 189                | 232                   | -43                |
| 2023-2024 | 3         | 0             | 3                | 308         | 208             | 14                | 4                | 534                | 349                   | 185                |
| 2024-2025 | 37        | 1             | 36               | 345         | 2,329           | 58                | 254              | 2,986              | 1,582                 | 1,404              |
| 2025-2026 | 2         | 0             | 2                | 101         | 52              | 6                 | 16               | 175                | 38                    | 137                |
| Average   | 8         | 0             | 8                | 205         | 519             | 23                | 57               | 804                | 493                   | 311                |



## Membership Composition

### November 2025 Cumulative



## Gender Composition

### November 2025 Cumulative

